



Instituto de Crédito Oficial

Investor Presentation

May 2026

1

Instituto de Crédito Oficial

2

Funding profile

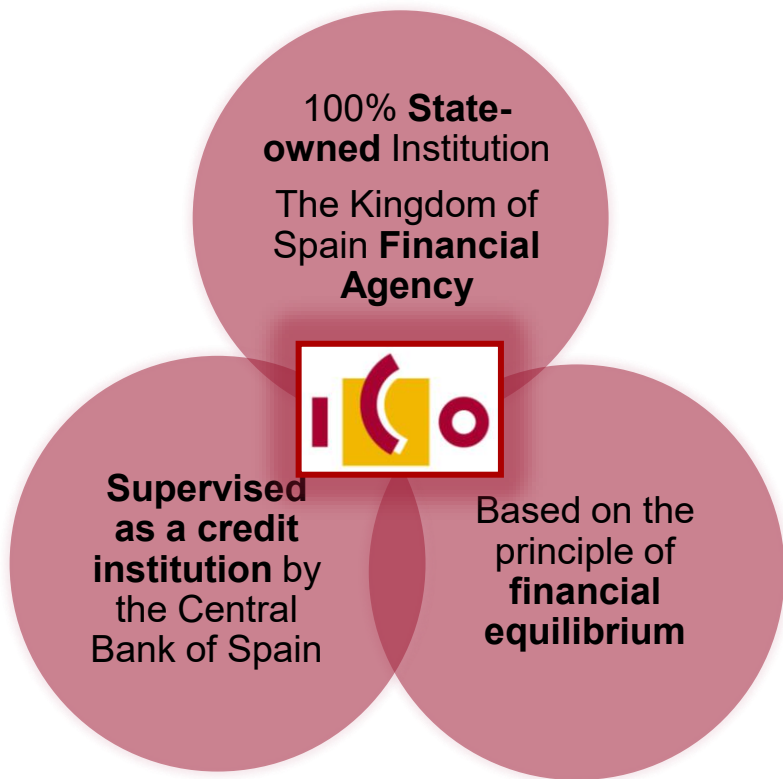
3

ICO Social and Green Bonds

1

Instituto de Crédito Oficial





Mission: To support and promote economic activities that contribute to the **growth and improved distribution of wealth**, in particular, those that, due to their **social, cultural, innovating or environmental transcendence**, deserve to be fostered.



- 1971**  ICO was founded
- 1986**  Creation of **AXIS**, ICO's venture capital subsidiary
- 1991**  State Financial Agency and National Promotional Bank
- 1993**  Launching of ICO Second-Floor Facilities
- 1996**  ICO's Museum was born
- 2008**  FFPP (Fund for the Financing of Suppliers Payments) and FLA (Regional Liquidity Mechanism)
- 2013**  Launching of Fond-ICO Global
- 2015**  ICO issues the 1st Social Bond in Spain
- 2019**  1st ICO Green Bond
- 2020**  COVID-19 Guarantee Lines
- 2021**  Implementing Partner UE
- 2021**  Joining Nasdaq Sustainable Bond Network
- 2023**  ICO is appointed to mobilise the European Next Generation funds in Spain

To achieve its objectives, ICO performs three main functions

NATIONAL PROMOTIONAL BANK



STATE FINANCIAL AGENCY

Financing companies, SMEs and self-employed in Spain and internationally

Second-Floor facilities
Channelled through financial entities

Direct Financing
Loans, credit lines, project finance, guarantees

Complementary Financing
Bonds, promissory notes, securitizations

Private Capital & Venture Capital AXIS
FondICO Global, FondICO Pyme, FondICO Infra II

Instrument for the implementation of economic policy measures

Recovery, Transformation and Resilience Plan

National:
Ministries, Regions and Local Corporations

Next Generation EU

EU Multiannual Financial Framework 21-27
ICO Implementing partner

Management of Public Funds (off-balance sheet)

ICO Guarantee Lines (COVID + Ukraine + Dana)
on behalf of Ministry of Economy, Trade and Business

Internationalization FIEM – CARI
on behalf of Ministry of Economy, Trade and Business

Development Cooperation FONPRODE – FCAS
on behalf of Ministry of Foreign Affairs, EU and Cooperation

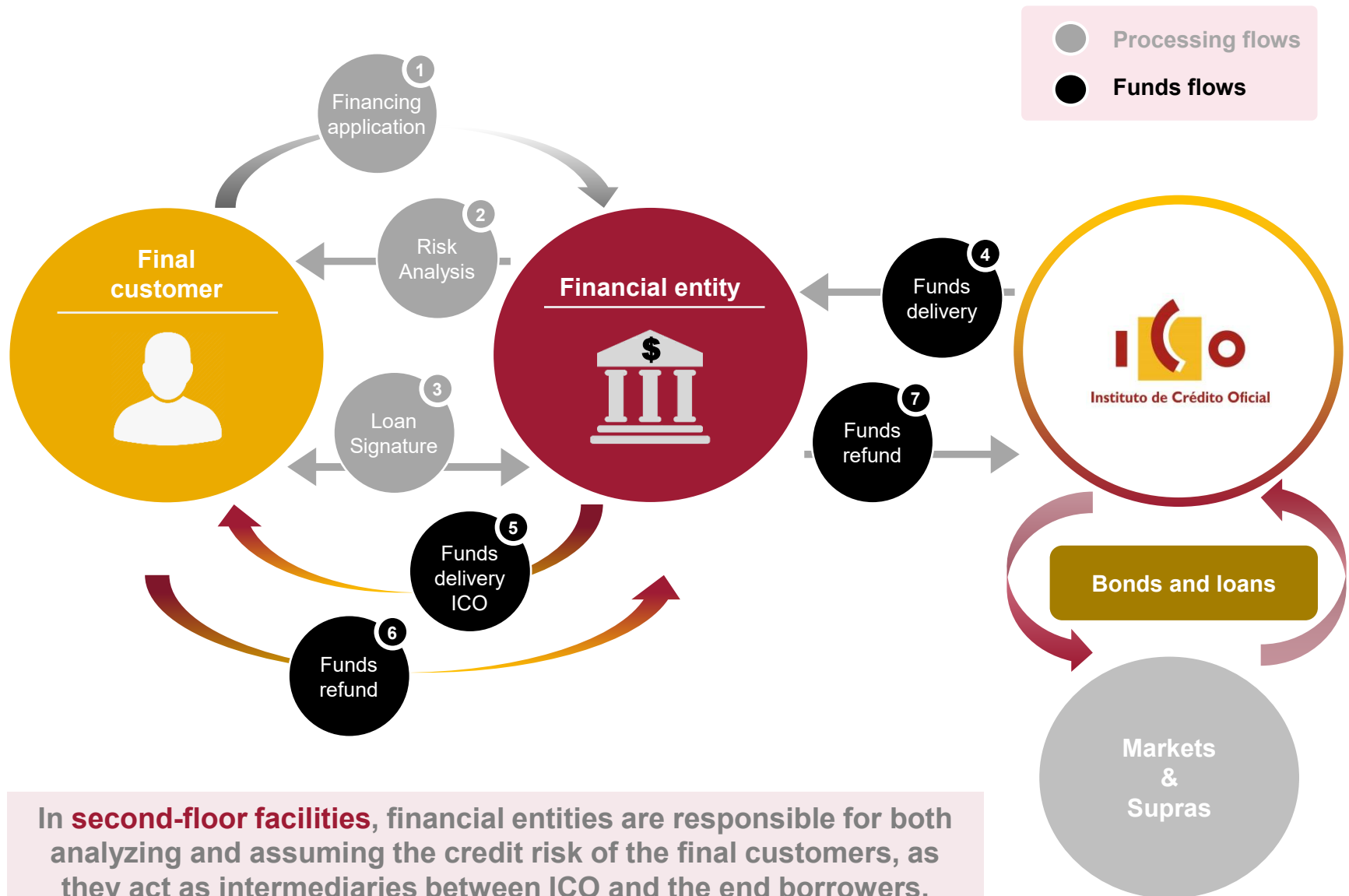
Territorial Funds, Regional & Local Governments
on behalf of Ministry of Finance

ICO, in its capacity as a national promotional bank, has traditionally worked **countercyclically** through the macroeconomic phases in the Spanish economy

ICO lending (€ bn) vs economic activity (GDP %)



Source: ICO, INE



In **second-floor facilities**, financial entities are responsible for both analyzing and assuming the credit risk of the final customers, as they act as intermediaries between ICO and the end borrowers.

ICO will mobilize up to **€34 billions of Next Generation EU loans** in the second phase of the Recovery, Transformation and Resilience Plan through 3 facilities

ICO GREEN

€22 billions

Clean transport, renewable energy, decarbonization, circular economy, climate change and water

Public and private companies and households, depending on products

Second floor, direct financing, corporate bond purchases, capital investments

ICO COMPANIES & ENTREPRENEURS

€8 billions + €150 Million (*Perte lengua*)

Business growth, competitiveness and access to different sources of financing

Self-employed, SMEs, mid-cap companies, large companies, universities and startups

Second floor, direct financing, corporate bond purchases, capital investments through AXIS

ICO HOUSING

€4 billions

Promote social housing as well as private initiatives, increasing the supply of social or affordable rentals

Public and private promoters of social/affordable rental housing, residential rental market and society as a whole

Second floor, direct financing

● CAPITAL INJECTION INTO ICO

€10.5 bn

Recovery and Resilience Facility resources to strengthen investment capacity and operational solvency

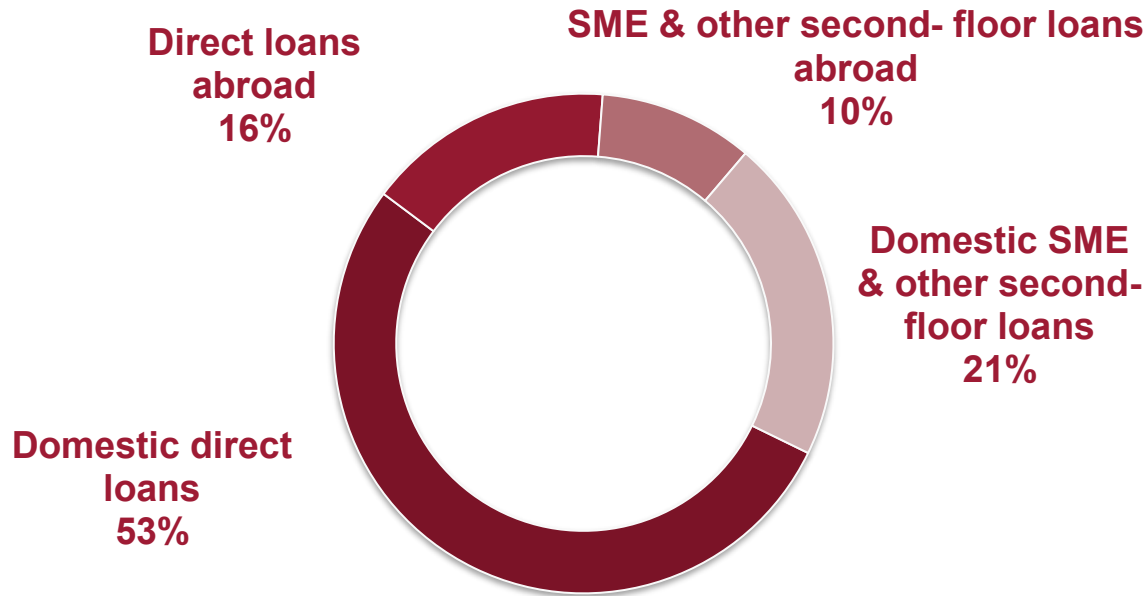
● IMPROVEMENT OF FINANCING CONDITIONS

€2.8 bn

To support the eligible financial products

Expected start date: June 2026

- Ensure continuity of the Recovery, Transformation and Resilience Plan industrial policies and their structural transformation.
- Guide capital allocation toward projects with positive externalities and high growth potential.
- Accelerate the transition toward a more sustainable, competitive, and socially inclusive model (decarbonization, cohesion, and inclusion).



Data as of 31st March 2026

ICO loan portfolio is split 69% - 31%* between direct lending and second floor facilities, respectively

26% of the loan book is international

* This 31% corresponding to intermediated or 'second floor' loans represents risk linked to the financial sector, which acts as an intermediary, rather than being directly associated with end clients or specific sectors.

	2022	2023	2024	2025	31/03/2026*
Total assets (Mill. EUR)	29,775	31,657	37,780	42,602	45,736
Equity & reserves¹ (Mill. EUR)	5,515	5,689	5,385	6,076	6,497
Pre-tax profit (Mill. EUR)	178.11	336.89	330.82	379.15	92.94
Net interest income (Mill. EUR)	125.73	290.25	254.57	298.67	85.14
Gross revenue (Mill EUR)	204.58	361.50	358.23	376.87	104.93
Profitability ROA	0.53%	1.09%	0.93%	0.90%	0.83%
Tier I Ratio	33.62%	26.49%	23.02%	22.85%	21.21%
Non-Performing Loans					
Direct Loans	3.67%	4.20%	4.03%	3.98%	3.96%
Total loans incl. second floor loans	2.31%	2.76%	2.54%	2.58%	2.59%
Provision coverage ratio	171%	128%	142%	128%	129%
Efficiency					
Operating expenses over gross revenue	23.37%	13.63%	15.11%	15.87%	14.43%

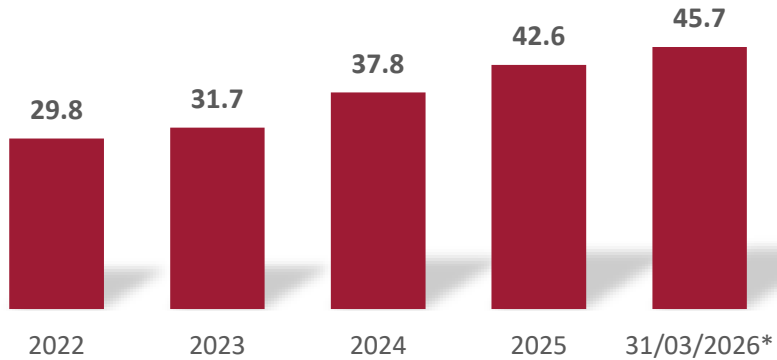
Source: ICO

* *Unaudited figures*

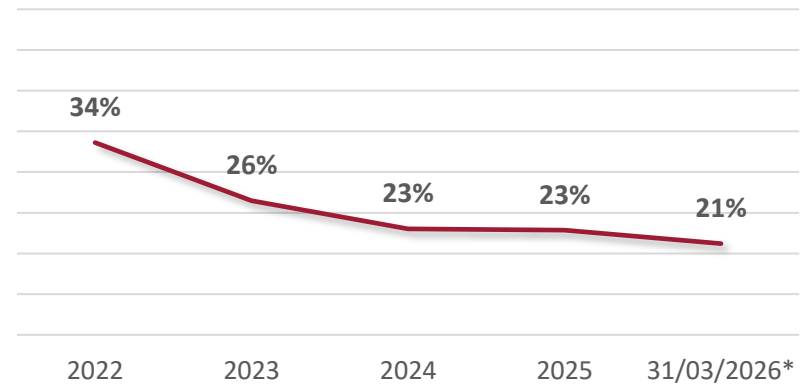
(1) Eligible capital for solvency purposes.

According to the forty-ninth Additional Provision of Act 42/2006 on the General-Government Budget Act, Tier I Ratio may in no case fall below 9.50%. ICO's own funds are of the highest quality (only equity and reserves). ICO has not issued neither subordinated debt, preferred stocks, contingent convertibles nor any other hybrid instruments.

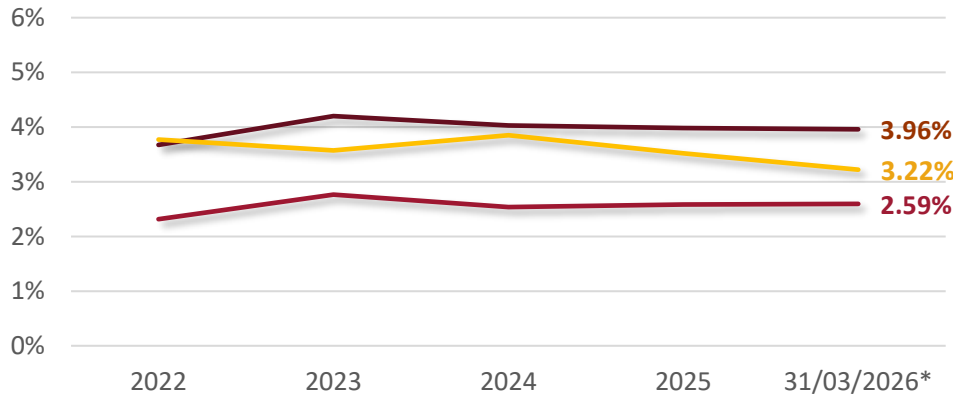
Total Assets (EUR billion)



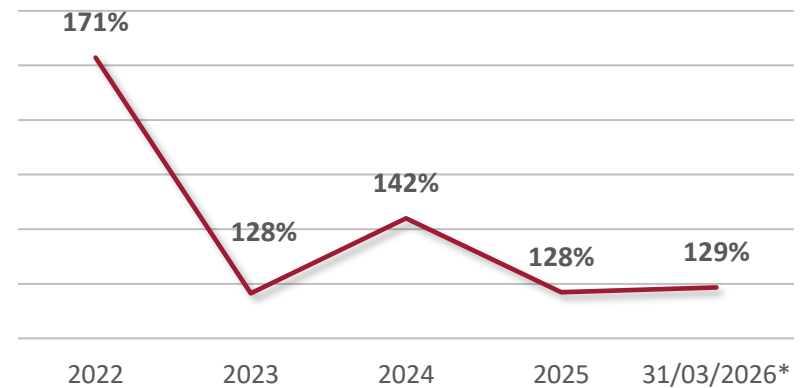
TIER I capital ratio %



NPL Ratios %



Provision coverage ratio %



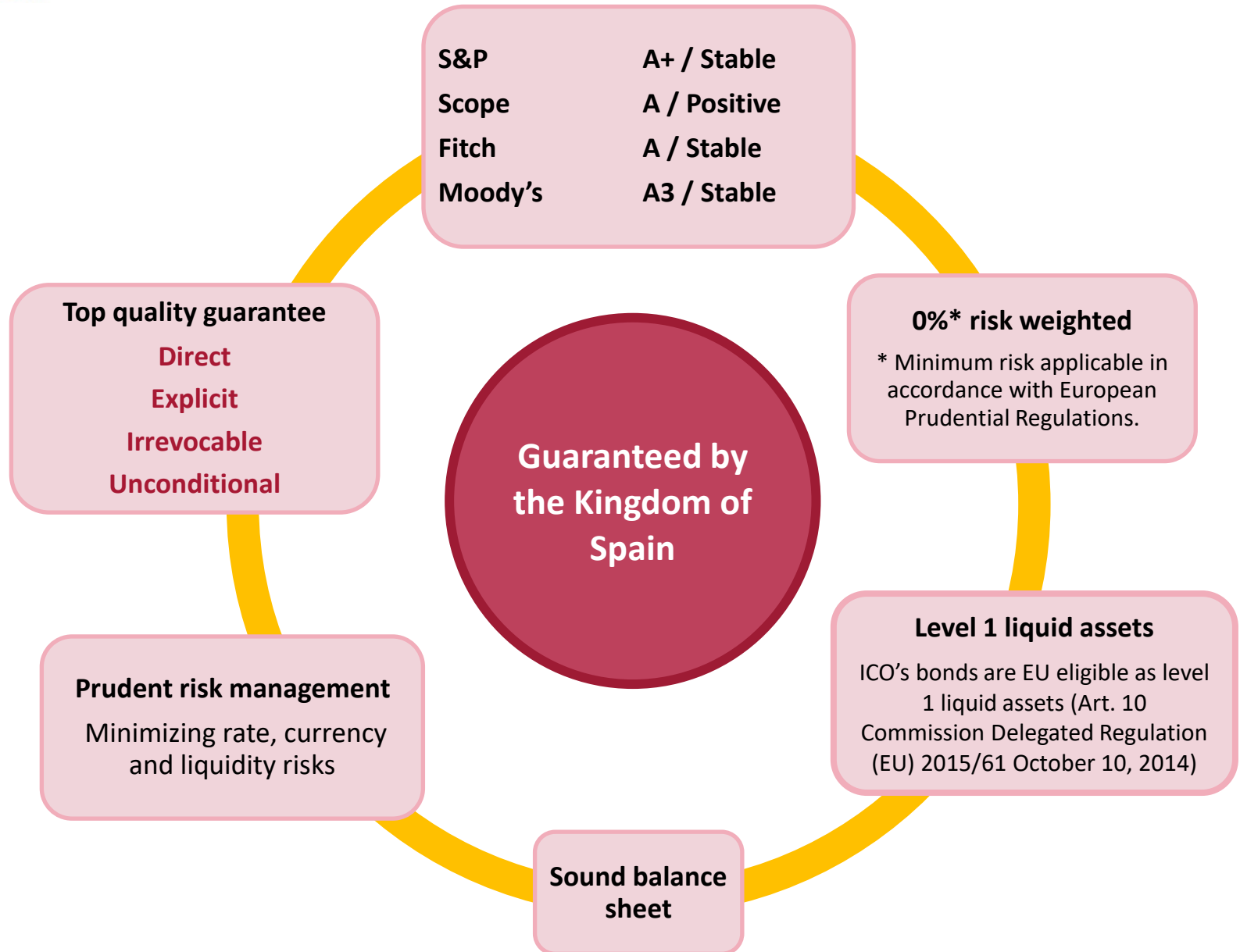
- ICO Direct Loans
- ICO Total Loans (incl. mediation)
- Total Spanish Financial System

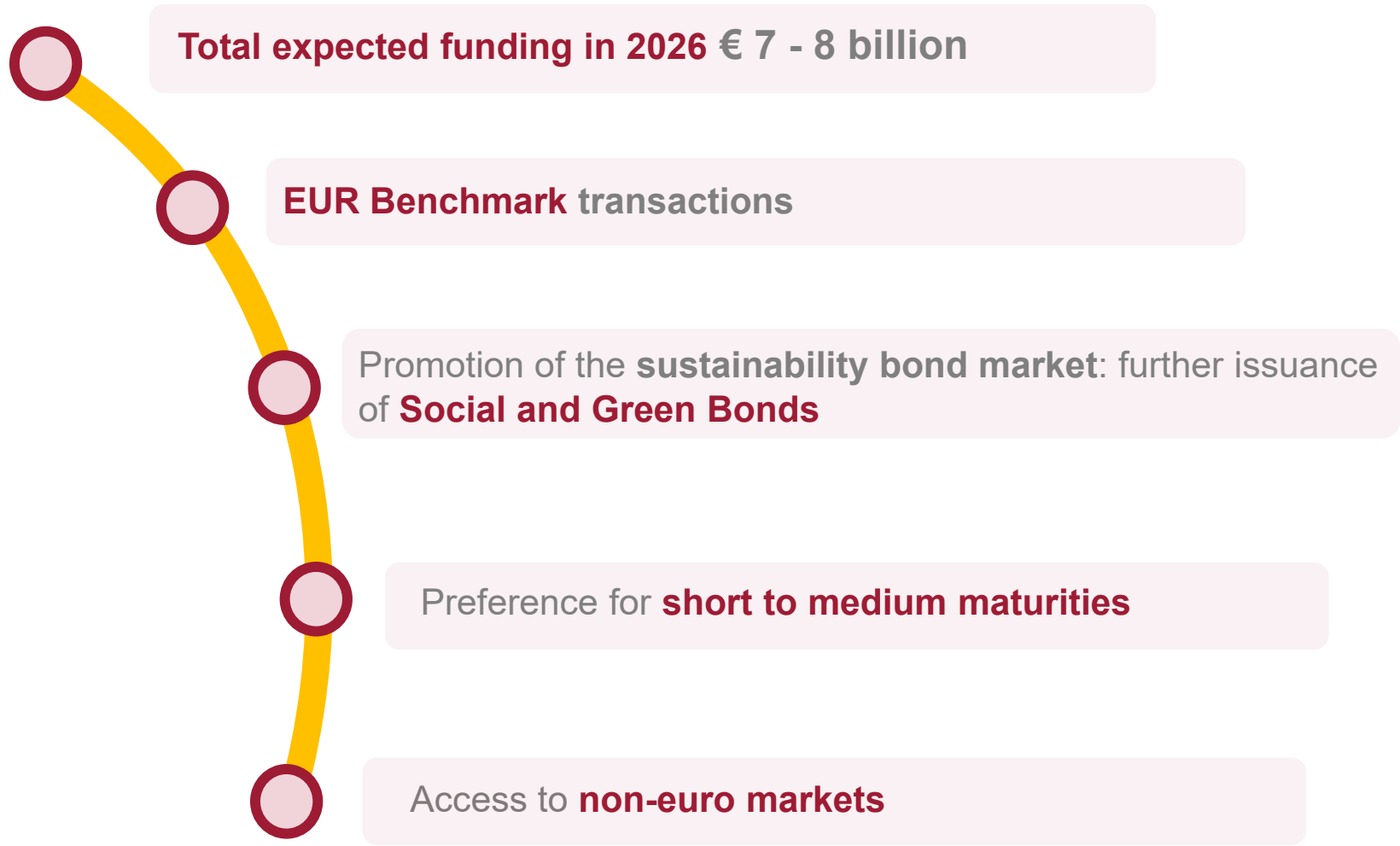
Source: ICO
Data as of 31st March 2026
*Unaudited figures

2

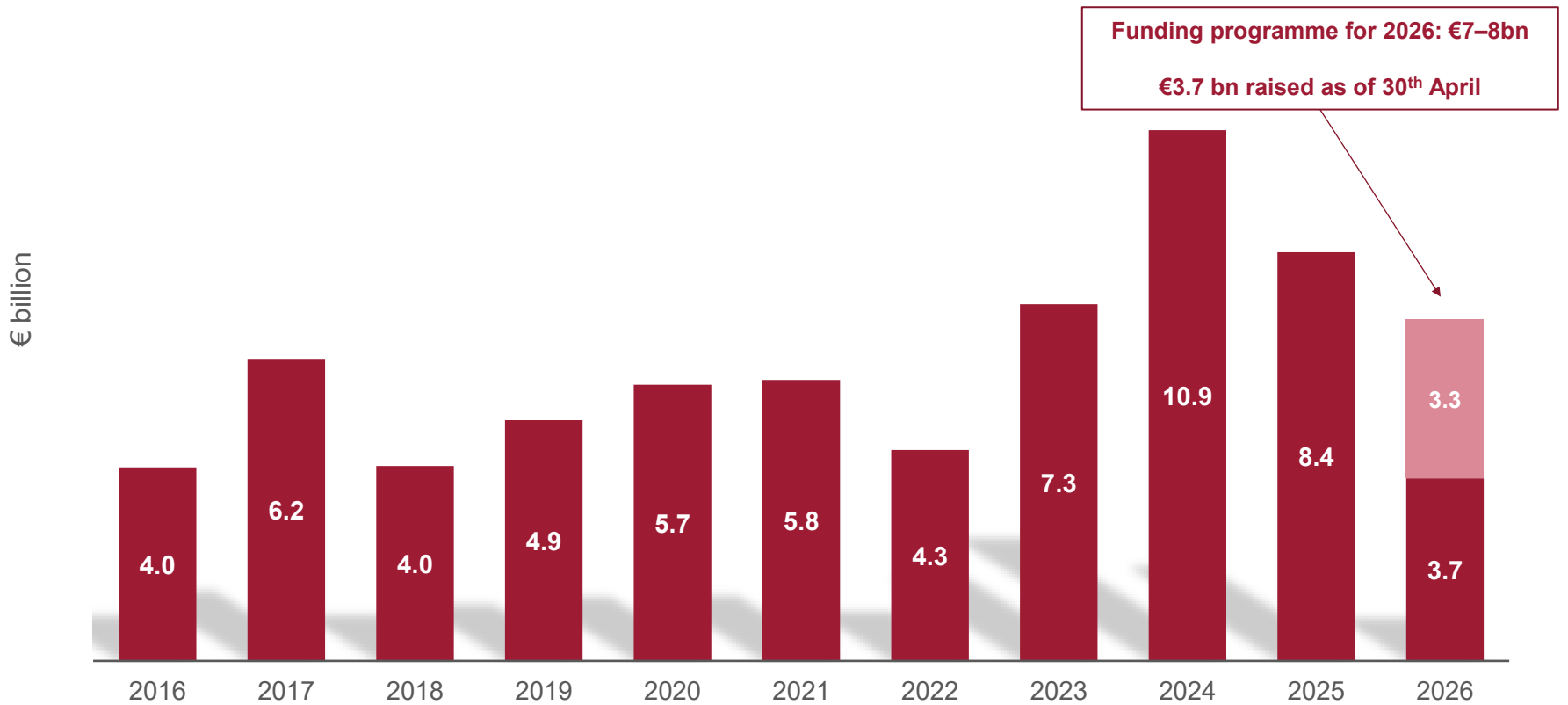
Funding Profile

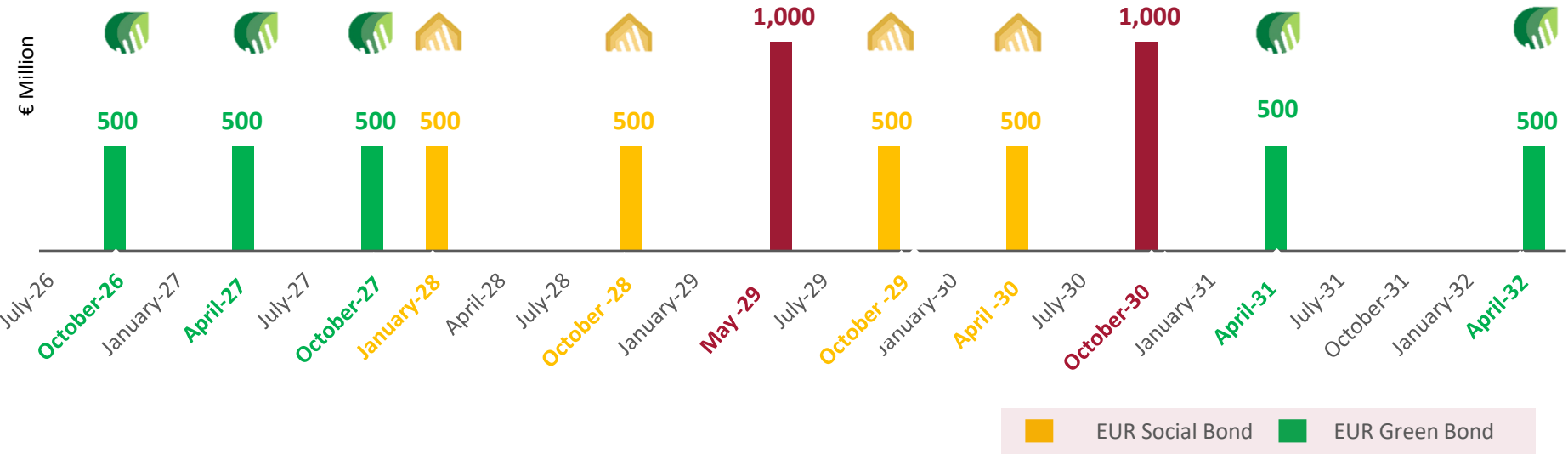






Funding activity





■ EUR Social Bond
 ■ EUR Green Bond

Data as of 31st March 2026

Strategy



Benchmark minimum size: **500 Million**

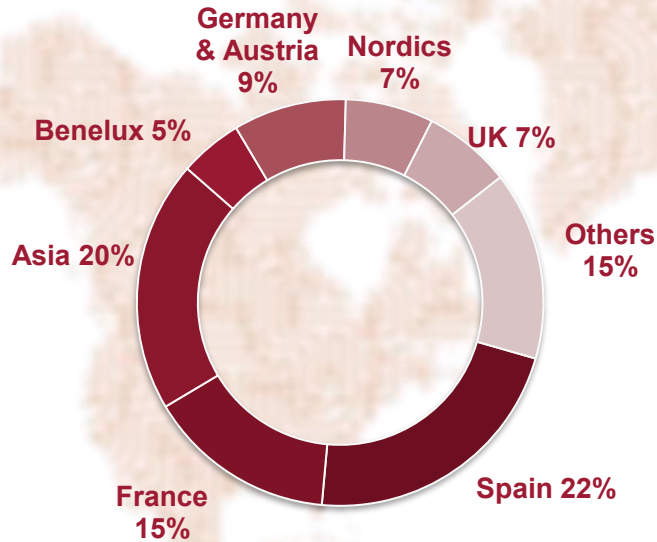
Taps minimum size: **50 Million** (adding up clips of 25 Million)

Private placements minimum size: **10 Million**

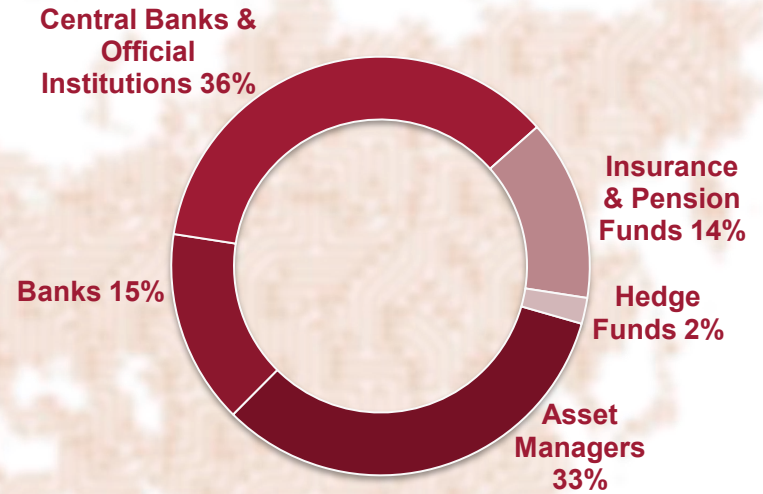
Borrowing Profile

(benchmark transactions 2025)

By Region

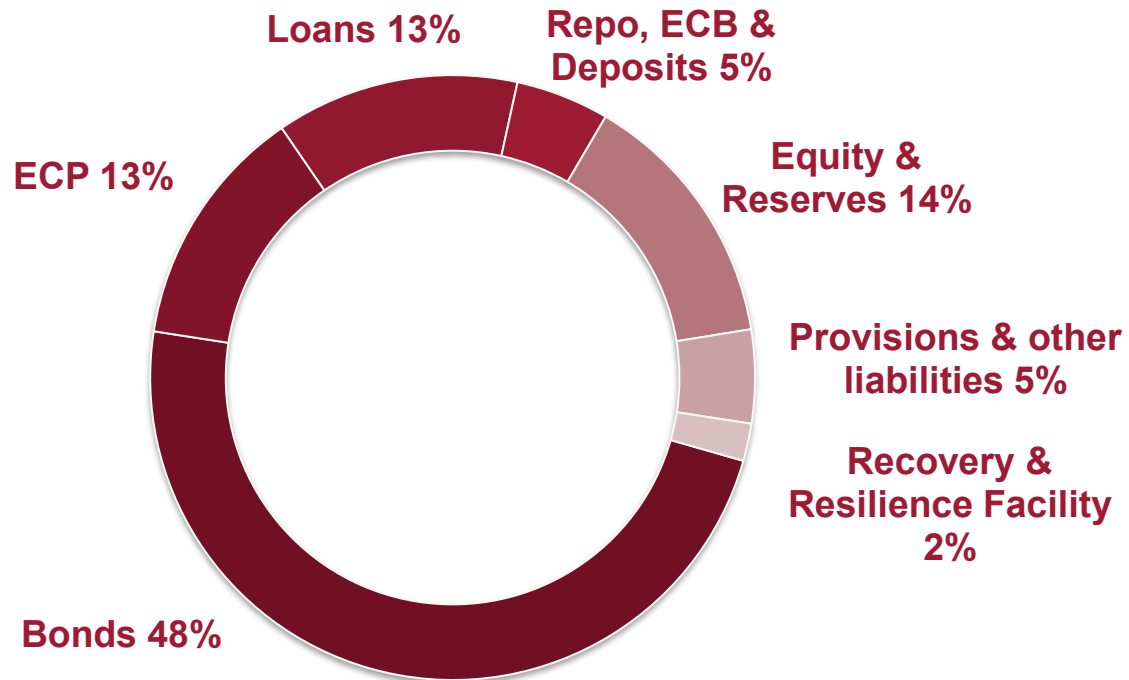


By Investor Type



By ESG participation



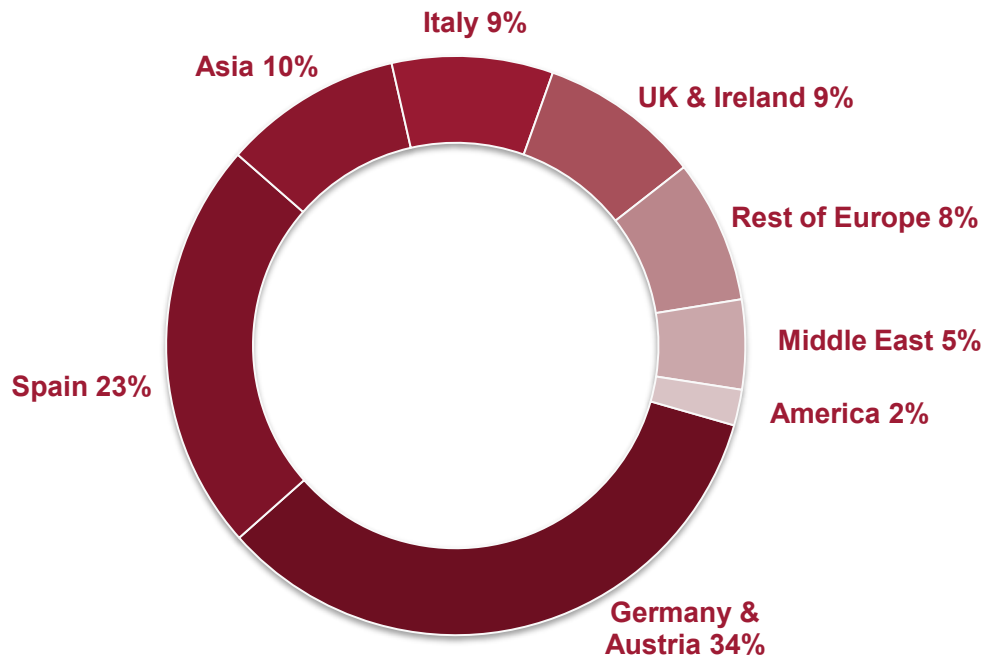


Total Liabilities: €45,736 Million

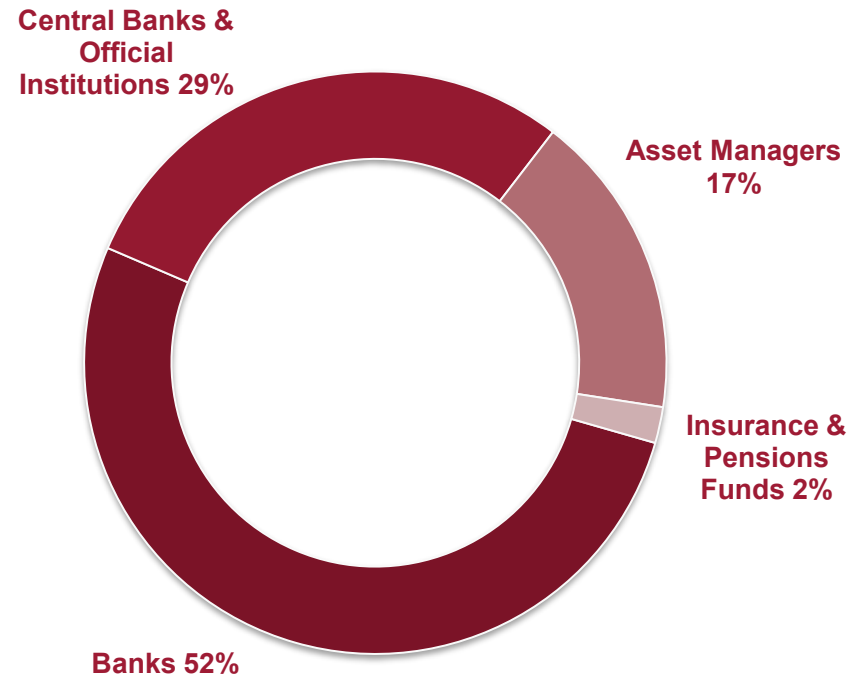
Latest ICO Conventional Bond

ICO €1,000 Million 2.70% Oct 2030
Issued in September 2024

By Region



By Investor Type



3

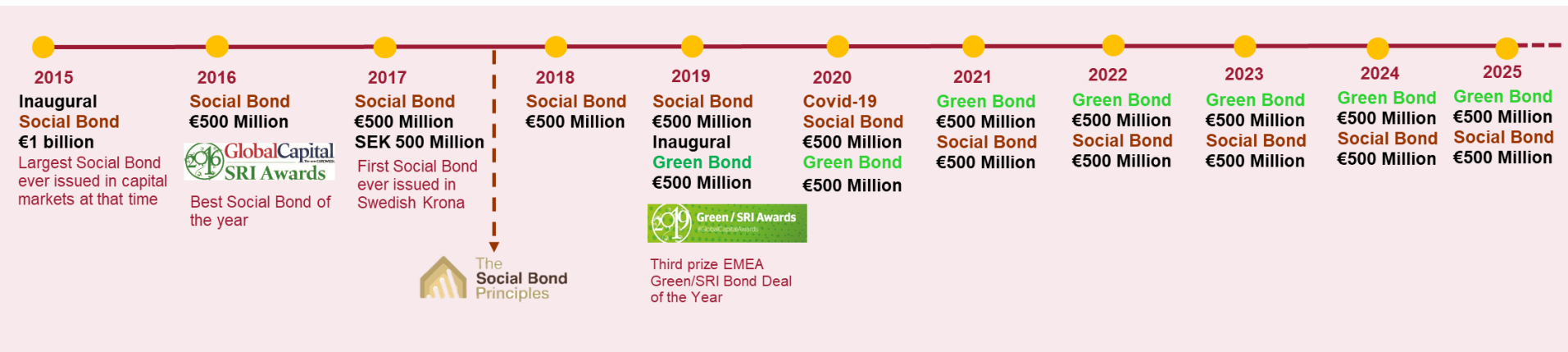
ICO Social and Green Bonds



ICO issued its inaugural social bond in early 2015 when no guidelines were established yet in this regard. Since this first issuance, ICO has demonstrated its leadership in the social bond market, having issued **12 social bonds amounting to over €6,050 Million**, so far.

ICO reinforced this commitment to the sustainable bond market with the debut in the green bond market in 2019. Since then, the institution has issued **7 green bonds amounting to €3,500 Million**.

ICO has become a referent in the sustainable bond market by having issued **more than €9,550 Million** in different types of sustainable bonds that will help to contribute to a more sustainable world.



Updated May 2026

Main updates

ICMA Alignment

GBP 2025

Use of Proceeds

- Eligibility criteria revised to **align, where possible, with the EU Taxonomy substantial contribution criteria**
- Reporting will disclose **split of eligible projects EU Taxonomy-aligned**
- **Updated list of exclusions**, in line with ICO's Social Bond Framework.

Project Categories

Two new project categories:

- Circular Economy
- Climate Change Adaptation

Framework (May 2026)



Available [here](#)

Aligned with best-in-class market standards

SPO (May 2026)



Available [here](#)



SUSTAINABLE DEVELOPMENT GOALS



Project Categories



Renewable energy



Pollution prevention and Control



Energy efficiency



Climate change adaptation



Clean transportation



Circular economy



Green buildings



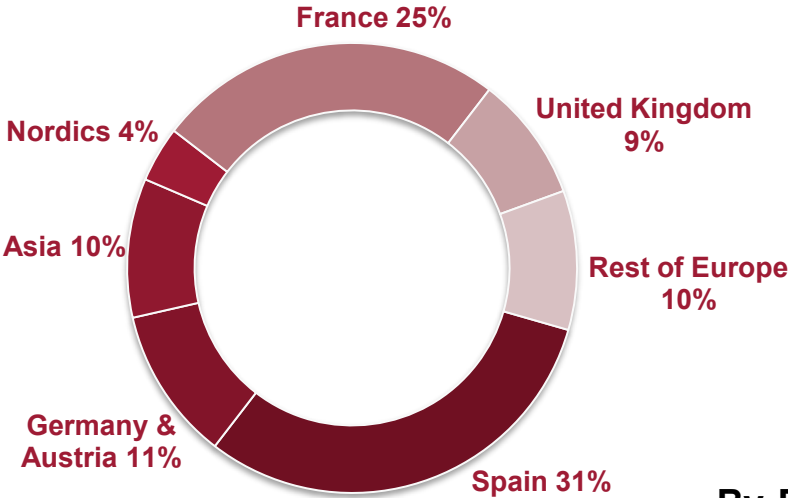
Sustainable water and wastewater management



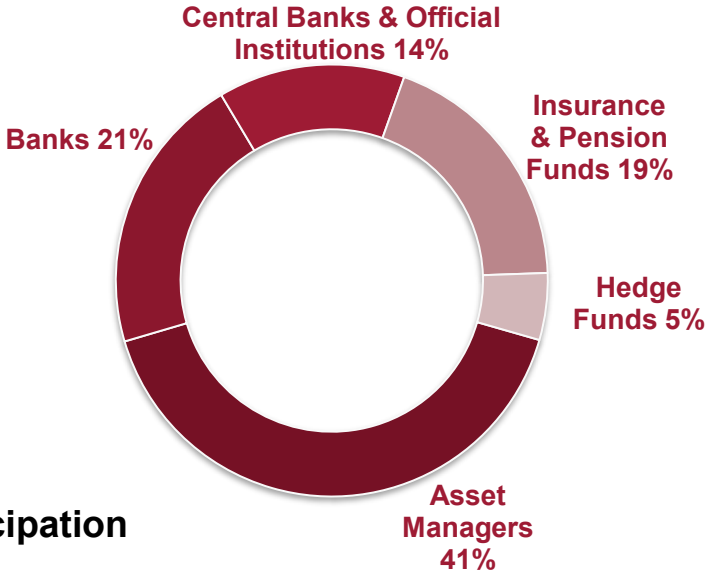
Environmentally sustainable management of living natural resources and land use

7th ICO GREEN BOND €500 Million 2.867% April 2032 Issued in May 2025

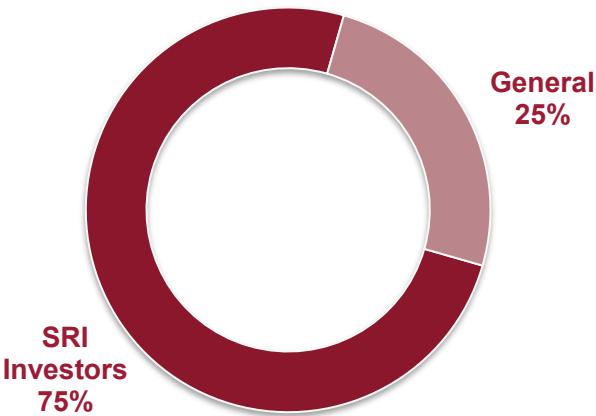
By Region



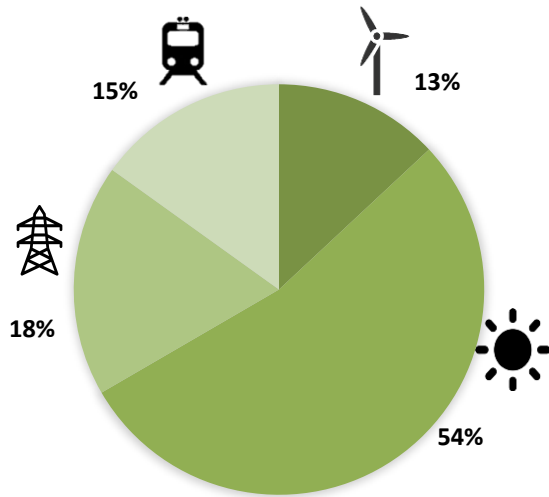
By Investor Type



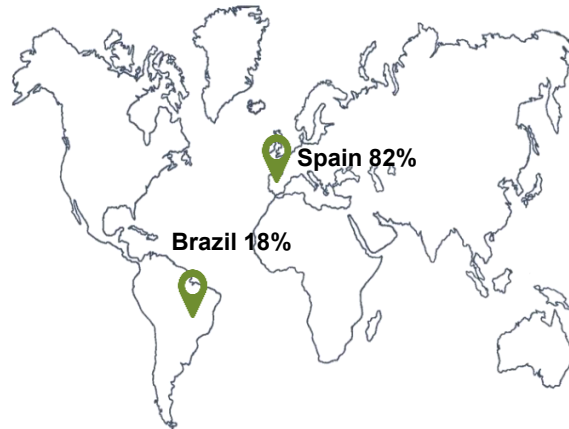
By ESG participation



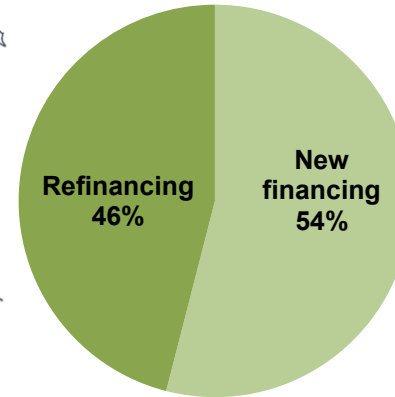
Green Bond €500 Million 3.05% due April 2031 issued March 2024 (XS2793252060)



Breakdown by energy source



Breakdown by country



Share of financing vs refinancing

Green Bond Reporting



Available [here](#)

Portfolio Review

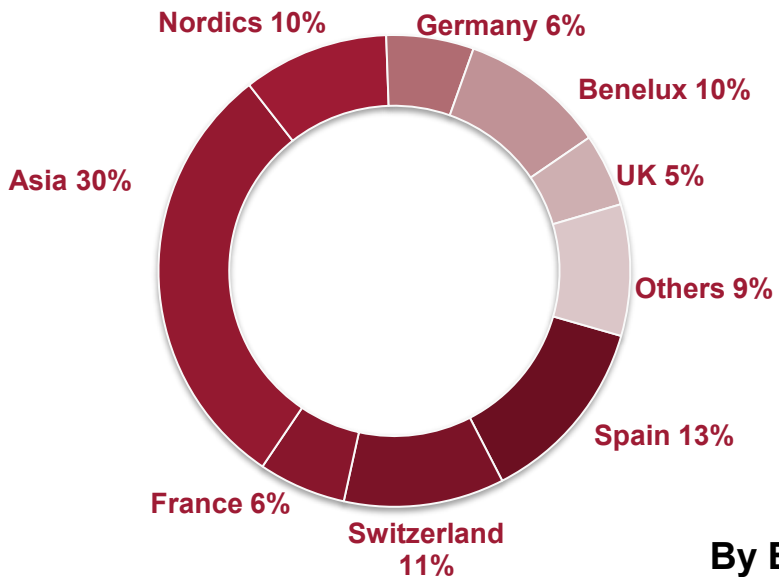


Available [here](#)

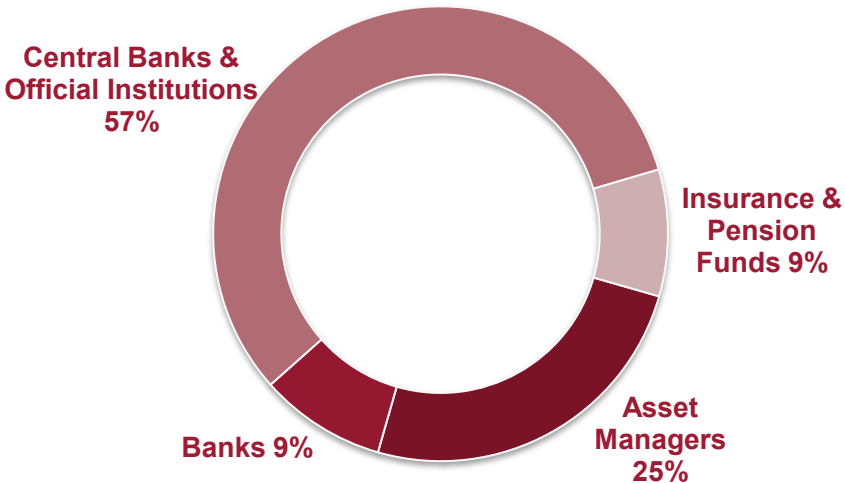
Type of Project	Installed Capacity (MW)	Annual energy production distributed (MWh)	Km of energy distribution network built	Energy distributed (MWh)	Purchased trains	Annual GHG emissions avoided Tn CO2e	Allocated million EUR
Solar photovoltaic	3,193	12,021,427	-	-	-	52,743	267,845,162
Wind	300	868,100	-	-	-	14,636	65,255,436
Energy distribution networks	-	-	236,869	1,026,328	-	18,681	91,424,392
Clean transportation	-	-	-	-	7	331	75,475,009
Total	3,493	12,889,527	236,869	1,026,328	7	86,390	500,000,000

12th ICO SOCIAL BOND €500 Million 2.45% April 2030 Issued in October 2025

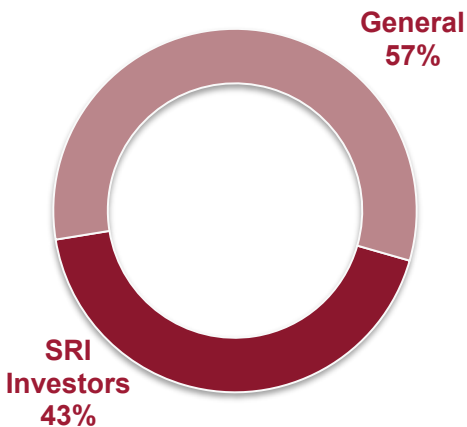
By Region



By Investor Type



By ESG participation



Update

ICMA Alignment

SBP 2025

Use of Proceeds


Project categories are eligible with no distinction between type of funding (whether direct lending, second floor facilities or private capital activities).

Project Categories

Two new project categories:

- Food security and sustainable food systems
- Affordable basic infrastructure: energy

Framework (Oct. 2025)



Available [here](#)

SPO (Oct. 2025)



Available [here](#)

Aligned with
best-in-class market
standards



SUSTAINABLE DEVELOPMENT GOALS



Project Categories



Affordable basic infrastructure

Water & sanitation/ Connectivity & digital access/ Energy



Access to essential services

Healthcare / Education / Professional training/
Financing in case of natural or health disasters



Affordable Housing



Employment generation and preservation through SME funding

Economically underperforming or depopulated regions



Socioeconomic advancement and empowerment



Food security and sustainable food systems

Target populations

Underserved areas, excluded or marginalized communities

Non-Profit healthcare facilities and senior healthcare centres
Public education system/ Vulnerable individuals in education and employment/
Businesses and individuals in disaster-affected regions

Eligible beneficiaries according to socio-economic requirements set by the competent authorities

SMEs in line with EU's standards located in economically underperforming or depopulated regions

Elderly or disabled individuals/ Businesses employing a high % of disabled workers/
Victims of gender violence, risk population and minorities/ Migrants/ EU-aligned social funds and start-ups

Smallholder farmers/ Underserved areas/ Excluded or marginalized communities

€500 Million for social projects that have help movilize **€781 Million** funds



Social Housing

- **€54.66** Millions allocated
- Construction of a total of **1,303 homes** to be incorporated into the rental market for vulnerable groups

11%



Access to essential services: Access to healthcare

- **€15** Millions allocated
- **7 senior healthcare centres / homes** built
- Capacity for **1,039 new residents**

3%



SME

SME Lending: Economically underperforming regions

75%

- **€375.30** Millions allocated
- **3,501 projects** financed
- **32,600 jobs** created and/or retained



Affordable basic infrastructure: Water and sanitation

10%


- **€48.80** Millions allocated
- **2 sanitation projects** financed
- **933,100 beneficiaries**
- **518,400 m3/day** of drinking water supplied



Access to essential services: Access to education

1%

- **€6.24** Millions allocated
- **5 education centers** improved
- **369 teachers** trained that will teach **1,452 students**




Social Bond Reporting



Available [here](#)

Portfolio Review



Available [here](#)

Antonio Cordero

Chief Financial Officer

antonio.cordero@ico.es

Sergio Sierra

Head of Financial Markets and Treasury

sergio.sierra@ico.es

Ana Guardia

Head of Capital Markets

ana.guardia@ico.es



www.ico.es



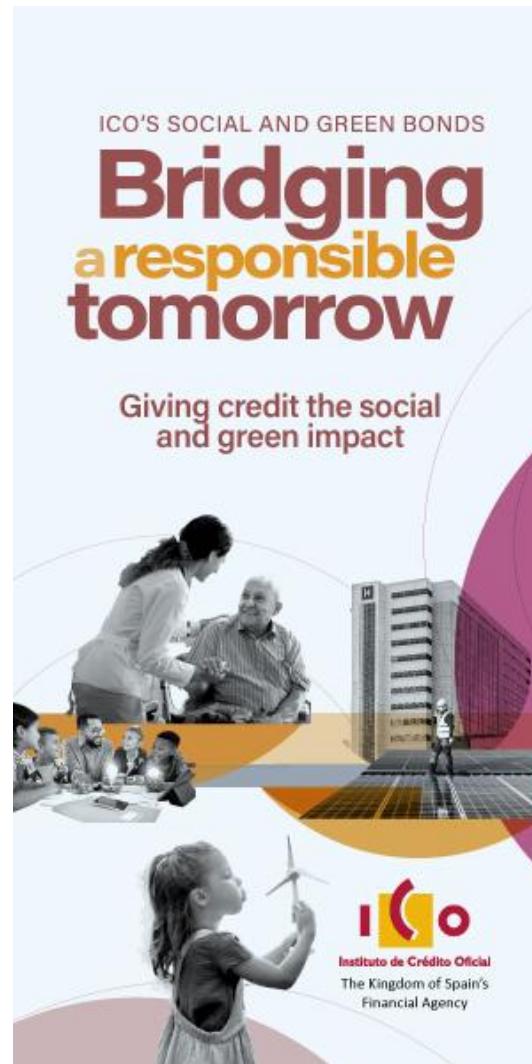
ICO <GO>



investors@ico.es



Paseo del Prado 4
28014 Madrid



Disclaimer: None of the information displayed constitutes an offer of securities for sale, or recommendation to purchase, to hold or sell any securities in the U.S.A. or in any other jurisdiction in which such offer or recommendation is not authorized. ICO has not registered, and does not intend to register, any of its securities (nor the guarantee thereof has been or will be registered) under the U.S. Securities Act of 1993 (the Securities Act) or any applicable US State Securities Laws or to conduct a public offering of securities in the U.S.A. ICO is complying with rules concerning the exemption from the registration of its securities under the Securities Act, by which those securities will be offered only for sale to "qualified institutional buyers" (QIBs) pursuant to rule 144A. This information is not directed at and may not be distributed to any person in any jurisdiction in which the access to this information is legally limited (v.g. USA -except QIBs- Canada, Japan, Australia).